

WATER INDUSTRY OVERVIEW

Prepared by the Israel Trade Commission

16.8bn

Total industry revenue
in 2014-15

19,320

employees

4.2%

annual growth
from 2012-17

Managing Australia's water supply

According to the Australian Water Association, 53% of industry professionals were not confident about Australia's current water security conditions in 2016. With a population that is set to increase to 30 million by 2030, Australia must look towards innovative solutions to ensure its water security.

The major water suppliers in Australia are owned by state governments although there is an ongoing debate over privatisation in line with other transport and infrastructure facilities.

Water recycling has become an important part of Australia's water management strategy, and recycled water is used in all major cities.

In addition, Australia has 6 coastal desalination plants located in Sydney, Melbourne, Adelaide, the Gold Coast, Perth and Binningup (WA).

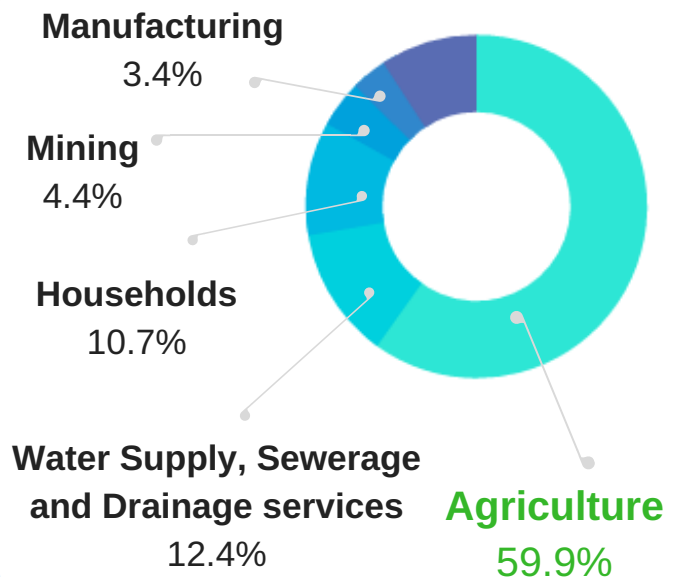
76,140 GL

Total water extraction (2014-2015)

17,375 GL

Total water consumption (2014-2015)

Water Consumption by sector



Major water suppliers

Did you know...

TOTAL REVENUE

in the water supply, sewerage and drainage industry increased by

3.6%

from the previous year in 2014-2015

WATER CONSUMPTION

increased by

23.6%

between 2008-09 and 2014-15.

Industry events:
OZWater
Exhibition and Conference
16-18 May 2017

Around

350 GL

is used every year for

ELECTRICITY GENERATION

(excluding hydro-electricity)


AGRICULTURAL

water consumption

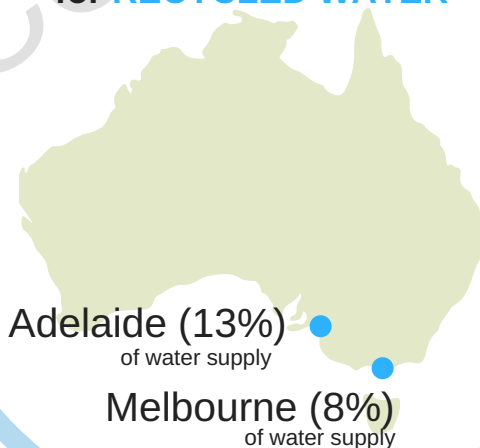
decreased by 9.5% to

11,221 GL

in 2014-15.



Top urban centres for RECYCLED WATER



ISRAELI COMPANIES in Australia

